








Wells Petroglyph Preserve
Tour #4 - Ceremonial Trail
 Docent Guidelines – about 30 minutes

SIGN #	DESCRIPTION	PHOTOS
	<p>Walk up road from the locked gate towards the mail box. Tour 4 begins at the right of the mail box; enter area through a cluster of boulders.</p>	
1	<ul style="list-style-type: none"> Walk a short distance uphill marker #1. This Ancestral Pueblo figure is an infilled quadruped, perhaps a rabbit (note the outlined ears) or perhaps an ungulate. The “ears” may have been added at a separate time. 	 <p>The photograph shows a dark rock surface with a light-colored petroglyph of a quadruped animal. The sketch to the right shows a similar animal with two small circles above its head, labeled 'EARS', and a small figure to its right labeled 'C'. The word 'SPALLING' is written at the top right of the sketch.</p>
2	<ul style="list-style-type: none"> Walk to your left and slightly uphill to one of the largest boulders in the area. This large boulder has panels on three sides. The panel facing you is quite remarkable in that three Ancestral Pueblo ceremonial figures are portrayed. Talk about Ancestral Pueblo/Pueblo IV images and cultural time period. The first figure on the left is a large headed ceremonial figure with a prominent feather head dress. In the center is a prominent shield bearer without arms and a rectangular head. The figure on the right appears to have a two horned Awanyu serpent crossing his midsection; the anthropomorph’s hands appear to be holding implements of some type, perhaps those used in a snake handling dance. At the top of the boulder is a small, fully infilled Spanish lion, one of half a dozen or so found on the Wells Petroglyph Preserve. Just to the left of the lion is a Christian Cross, both Post-Contact images. A heavily repatinated Archaic tailed circle and snake appear at the lower right of this panel. This panel depicts three Cultural time periods. 	 <p>The photograph shows a large rock boulder with several petroglyphs. A white scale marker is visible on the left. The sketch to the right shows a complex panel with several figures: a large-headed figure on the left, a central figure with a rectangular head, and a figure on the right with a two-horned serpent. The word 'SPALLING' is written at the top right of the sketch.</p>

Wells Petroglyph Preserve
Tour #4 - Ceremonial Trail
Docent Guidelines – about 30 minutes

	<ul style="list-style-type: none"> • Step around the boulder to the left. A very faint image with mineral wash is seen on the corner of another ceremonial figure. Note a second Spanish lion above and to the left of the figure. The Spanish lions typically are shown with fore legs rearing up, face toward the observer and tail curled over the animal's back. • Further to the left, a very large infilled flute player fills half the panel with a possible female figure on the right. A water bird, snake and small, headless male anthropomorph that may represent a mountain lion can also be seen on this side. 	
	<ul style="list-style-type: none"> • Now walk around to the other side of the boulder • This mountain lion is somewhat stylized with one front paw slightly raised and his head erect. Both mountain lions and heraldic Spanish lions are found in the Wells Petroglyph Preserve iconography. The former is a Pueblo IV image and the latter, likely Spanish and perhaps representing a Spanish Crest of Arms or shield. • Circles of lichen are on the lion image. • Mountain lions still live on Mesa Prieta. 	
3	<ul style="list-style-type: none"> • Just north of here is a flat boulder on the edge of the slope. • You see another shield figure and a large-fingered image that may be a female with hair whorls in a birthing. • A snake spans this rock and the broken rock on the slope side. The snake image was made prior to the rock being broken. • Other abstract images are on this highly patinated boulder. • The observer can draw his own conclusions but we have no way of knowing the meaning of many of these images. 	

Wells Petroglyph Preserve
Tour #4 - Ceremonial Trail
Docent Guidelines – about 30 minutes

<p>4</p>	<ul style="list-style-type: none"> • Look down the slope to the right of the descending trail at an animal flute player. You will recognize this flute player as the MPPP logo. • Animal flute players are numerous on the Wells Petroglyph Preserve; this one is by far the most precisely and stylishly executed. • This image is a mid-day Equinox Marker. The upper boulder casts a shadow at mid-day on the Spring and Fall Equinoxes following the contour of the flute players back and tail. • Notice a boat shaped image above. • The Stage Coach route from Espanola to Lyden ran through this draw. 	 
	<ul style="list-style-type: none"> • This concludes this short tour on the Wells Petroglyph Preserve. 	<p>Thank you!</p>
	<ul style="list-style-type: none"> • For an emergency, dial 911. Give dispatcher the following directions: Turn west off Highway 68 at the Lyden/La Canova turn off between mile markers 11 and 12. Proceed 2.2 miles on County Road 0057 continuing south around the 90 degree turn. The Wells Petroglyph Preserve is at a large turn-out on the right side of the road. If the gate across the driveway is locked, inform the dispatcher that the key to the gate is in a sock at the left end of the top gate bar. • Proceed to and stop at the mailbox on the first turn. 	<p>MPPP/tour 4 Ceremonial Trail 2-8-2018</p>